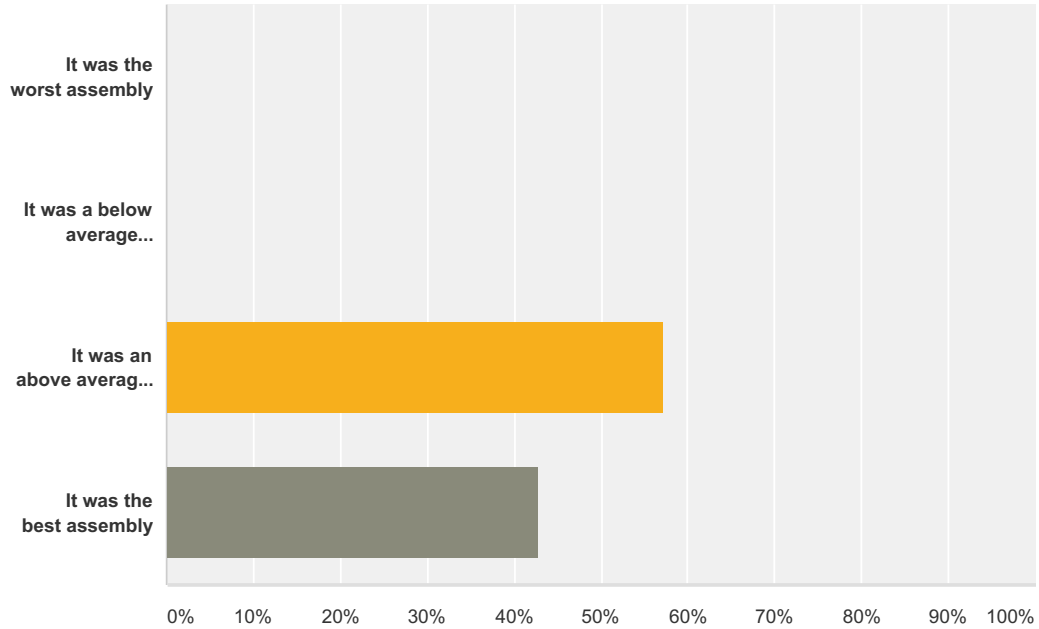


Q1 In comparison to previous school assemblies, how would you rate the “SoundisRed S.T.E.A.M. Assembly”?

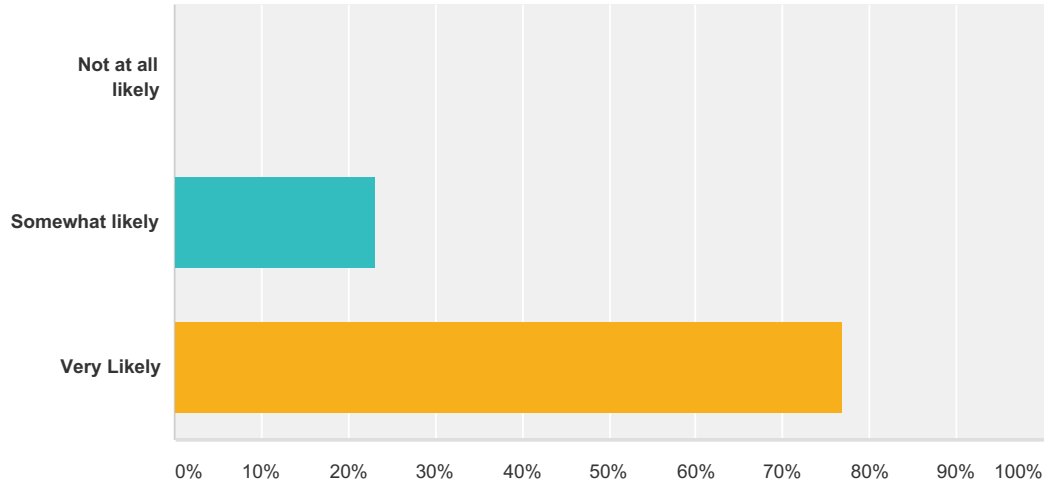
Answered: 56 Skipped: 0



Answer Choices	Responses
It was the worst assembly	0.00% 0
It was a below average assembly	0.00% 0
It was an above average assembly	57.14% 32
It was the best assembly	42.86% 24
Total	56

Q2 How likely are you to recommend the "SoundisRed S.T.E.A.M. Assembly" to other schools?

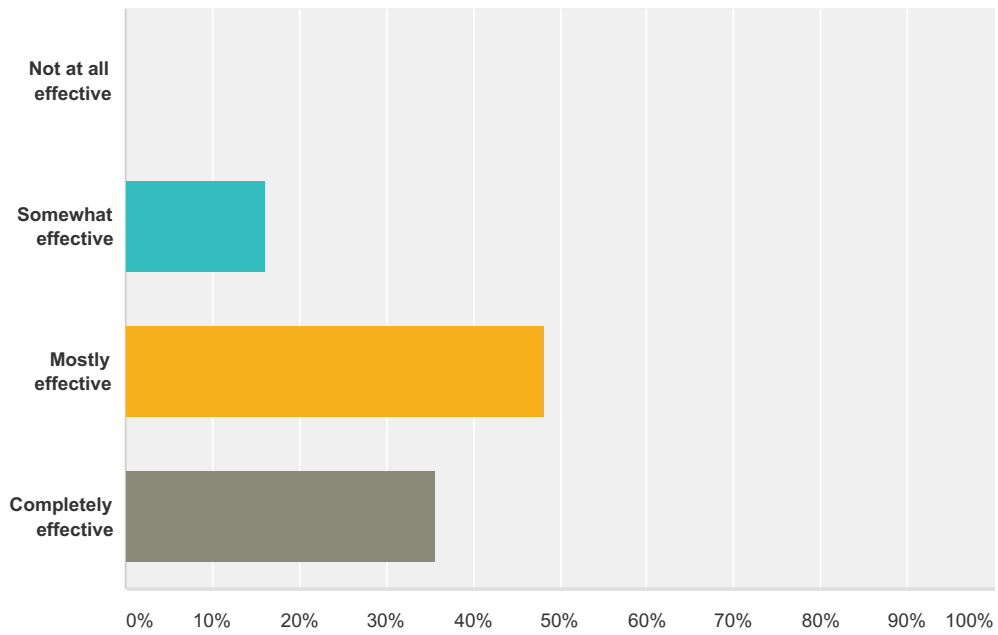
Answered: 56 Skipped: 0



Answer Choices	Responses
Not at all likely	0.00% 0
Somewhat likely	23.21% 13
Very Likely	76.79% 43
Total	56

Q3 How effective was the explanation of S.T.E.A.M. skills to students?

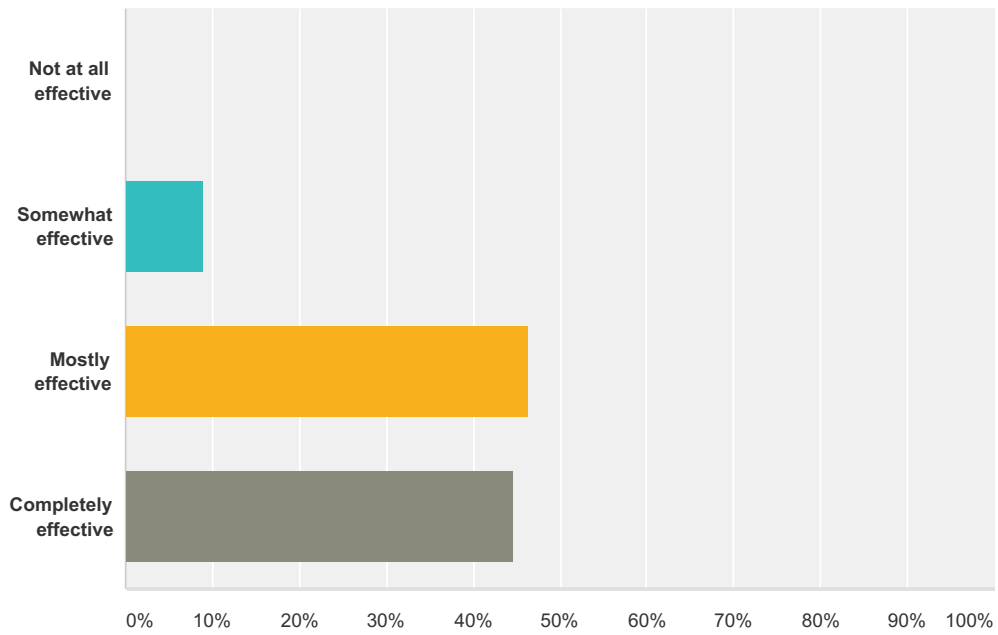
Answered: 56 Skipped: 0



Answer Choices	Responses	Count
Not at all effective	0.00%	0
Somewhat effective	16.07%	9
Mostly effective	48.21%	27
Completely effective	35.71%	20
Total		56

Q4 How effective was the explanation of hard work and dedication to students?

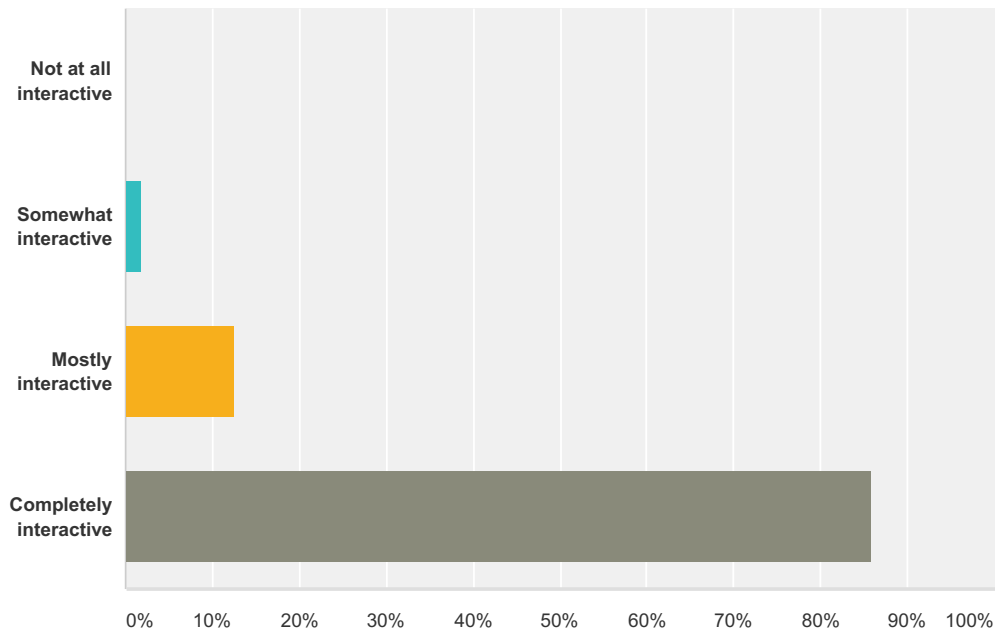
Answered: 56 Skipped: 0



Answer Choices	Responses	Count
Not at all effective	0.00%	0
Somewhat effective	8.93%	5
Mostly effective	46.43%	26
Completely effective	44.64%	25
Total		56

Q5 How would you rate DePree's interaction with the audience?

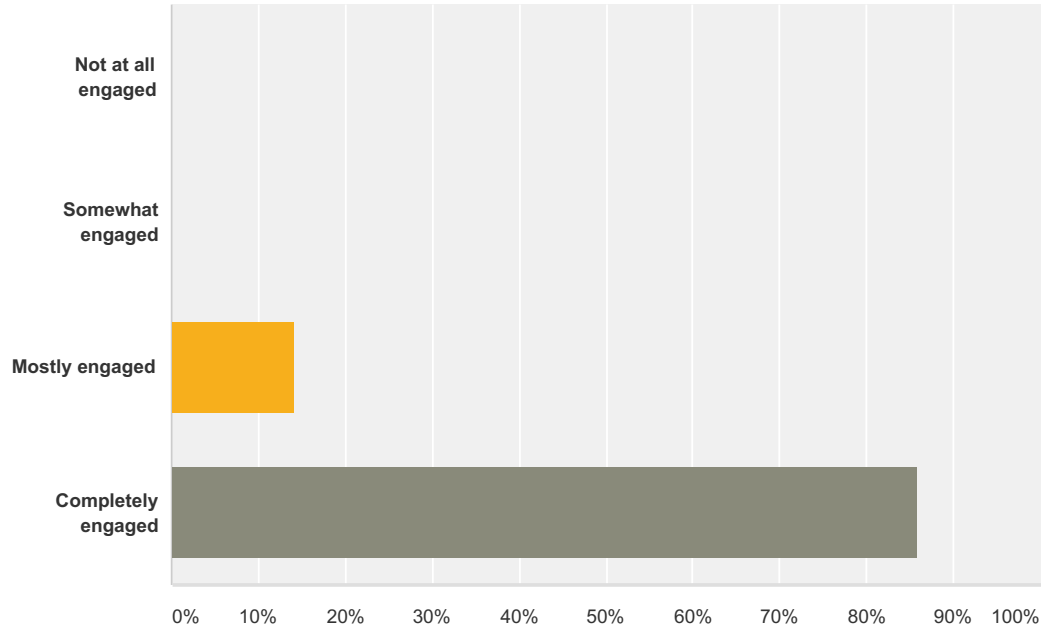
Answered: 56 Skipped: 0



Answer Choices	Responses	Count
Not at all interactive	0.00%	0
Somewhat interactive	1.79%	1
Mostly interactive	12.50%	7
Completely interactive	85.71%	48
Total		56

Q6 How would you rate the level of engagement from students during the assembly?

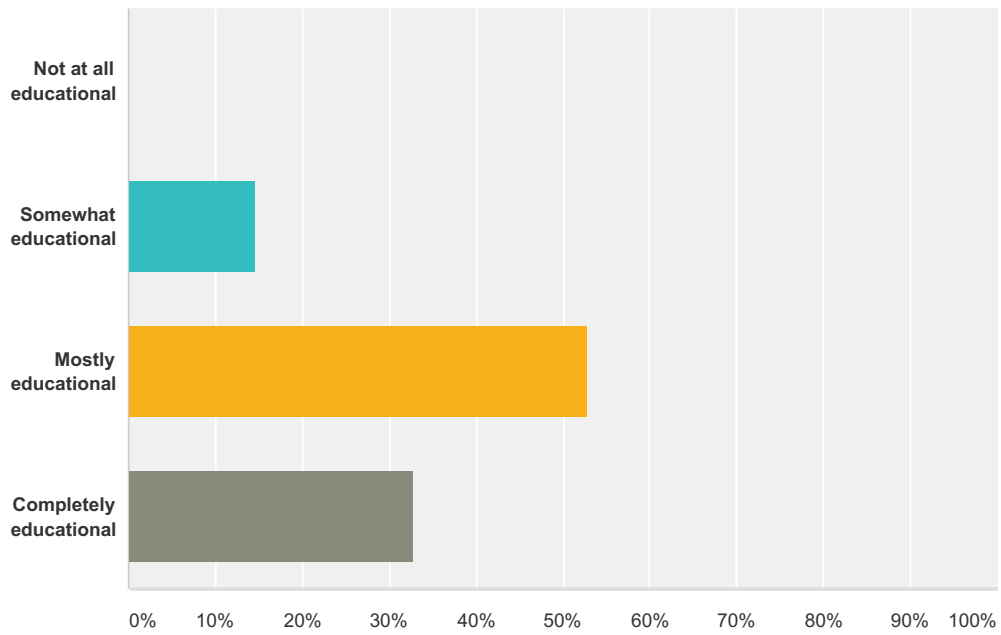
Answered: 56 Skipped: 0



Answer Choices	Responses	Count
Not at all engaged	0.00%	0
Somewhat engaged	0.00%	0
Mostly engaged	14.29%	8
Completely engaged	85.71%	48
Total		56

Q7 How would you rate the educational component to this assembly?

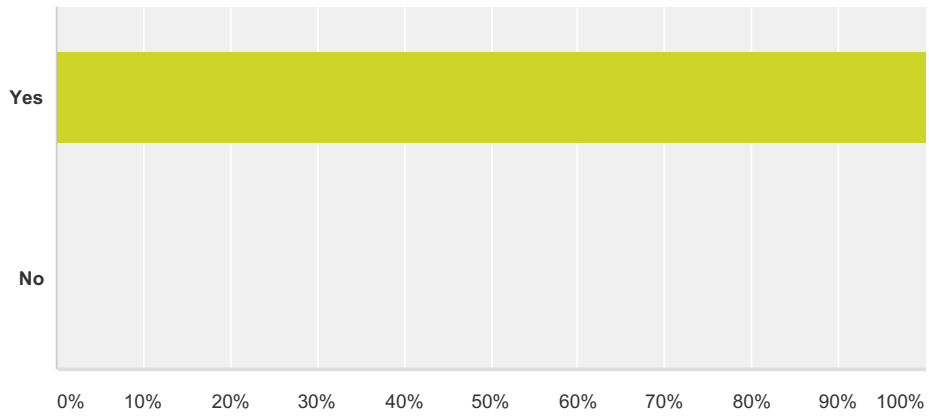
Answered: 55 Skipped: 1



Answer Choices	Responses	Count
Not at all educational	0.00%	0
Somewhat educational	14.55%	8
Mostly educational	52.73%	29
Completely educational	32.73%	18
Total		55

Q8 In your opinion, was this a assembly presented in a professional way?

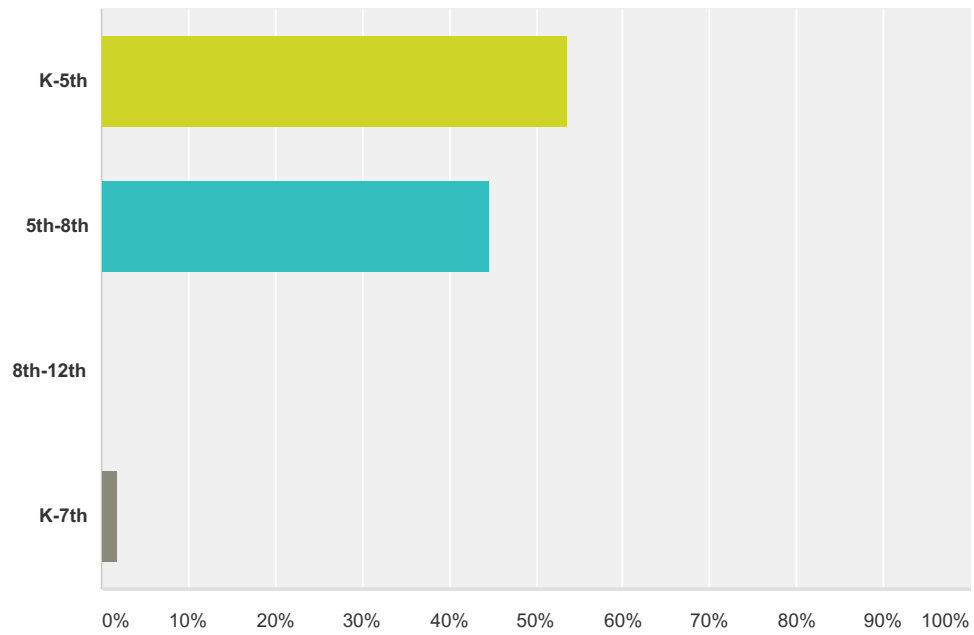
Answered: 56 Skipped: 0



Answer Choices	Responses
Yes	100.00% 56
No	0.00% 0
Total	56

Q9 What was the primary age group of the students attending this assembly?

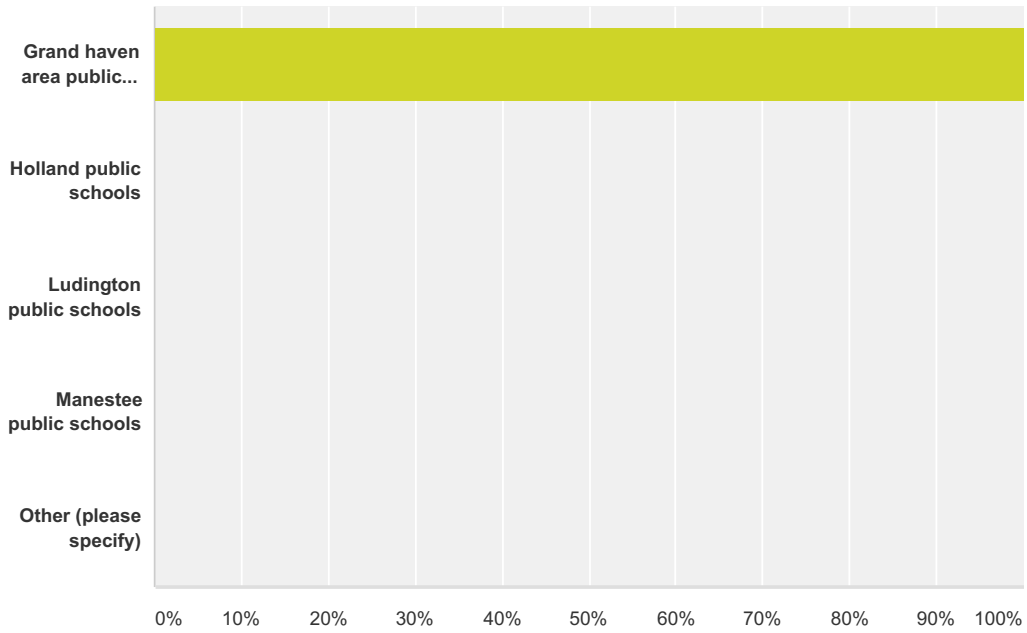
Answered: 56 Skipped: 0



Answer Choices	Responses
K-5th	53.57% 30
5th-8th	44.64% 25
8th-12th	0.00% 0
K-7th	1.79% 1
Total	56

Q10 Which school district was this assembly performed in?

Answered: 56 Skipped: 0



Answer Choices	Responses
Grand haven area public schools	100.00% 56
Holland public schools	0.00% 0
Ludington public schools	0.00% 0
Manestee public schools	0.00% 0
Other (please specify)	0.00% 0
Total	56